

## Mutual Recognition of Interstate Induction Cards

This information explains mutual recognition of interstate induction for construction work cards.

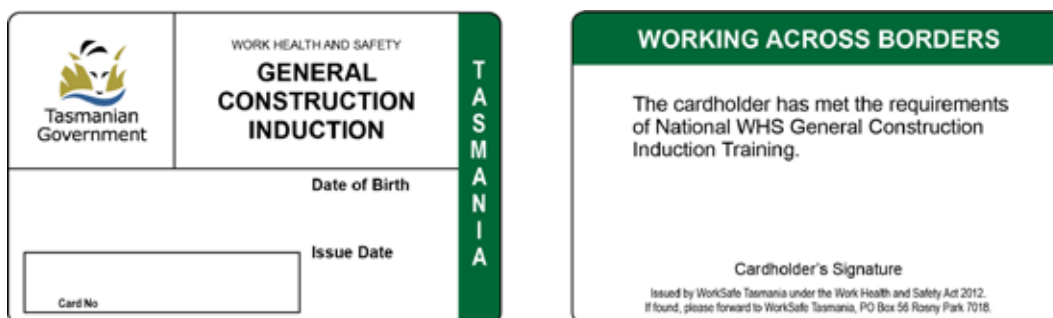
Mutual recognition arrangements enhance the capacity of construction workers to move across state/territory boundaries without the need to undertake construction induction training in each jurisdiction.

The construction induction card examples in this document are recognised as evidence of meeting requirements for general induction training for construction work. All cards that have been issued after successfully completing the national training unit 'Work Safely in the Construction Industry' (CPCCWHS1001) will be recognised in Tasmania.

A person holding a current and valid general construction induction card from another jurisdiction will not need to do general induction training for construction work in Tasmania and will not need to obtain a Tasmanian white card. WorkSafe Tasmania will deem these cards as equivalent to the Tasmanian construction induction scheme and accept them as proof of general induction in Tasmania.

The recognition of white, blue, red and construction induction cards only applies to general induction training (classroom based) for construction work. Principal contractors and employers must ensure that task induction and site-specific induction training is undertaken.

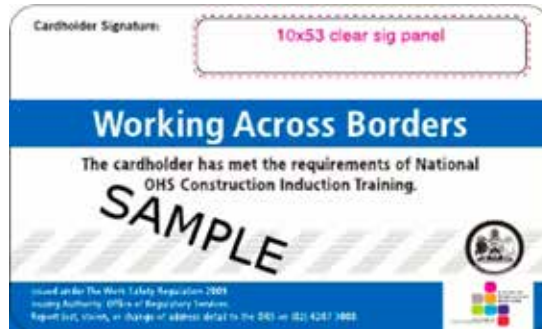
### Tasmania



White cards issued by WorkSafe Tasmania carry the Tasmanian Government logo and must include:

- date of issue
- card number
- date of birth
- name and signature of the card holder.

## Australian Capital Territory



WorkSafe ACT white cards carry the ACT government logo, the Department of Justice logo, and the Community logos; and must include:


- date of issue
- card number
- RTO number
- date of birth
- name and signature of the card holder.

## New South Wales



New WorkCover NSW cards carry the WorkCover NSW logo, are uniquely numbered, and must include:



- date of issue
- card number
- RTO number
- date of birth
- name and signature of the card holder.



Recognition of old style NSW cards only applies to white cards issued from 31/03/2004 until 31/08/2009. The older green cards (issued before 29 March 2004) are no longer valid in NSW and therefore not recognised in Tasmania.

## Northern Territory

 <b>OCCUPATIONAL HEALTH AND SAFETY</b> <b>CONSTRUCTION INDUCTION</b>		N O R T H E R N  T E R R I T O R Y
SAMPLE	Date of Birth	
Joe	01/01/1990	
Card No. 0000-0000	Issue Date 11/11/2009	
RTO No. 0900		


WORKING ACROSS BORDERS
The card holder has met the requirements of National Occupation Health and Safety Induction for Construction Training.


If this card is found please return to: NT WorkSafe, GPO Box 1277, Darwin, NT. 0801 Or Call 1800 019 115

NT WorkSafe white cards carry the NT WorkSafe logo and must include:

- date of issue
- card number
- RTO number
- date of birth
- name and signature of the card holder.

No construction induction card scheme existed in the Northern Territory before 31 October 2009.

## Queensland

 <b>OCCUPATIONAL HEALTH AND SAFETY</b> <b>CONSTRUCTION INDUCTION</b>		Q U E E N S L A N D
Cardholder's name	Date of birth	
	/ /	
RTO No.	Issue date	
	/ /	
Card No.		

WORKING ACROSS BORDERS
The cardholder has met the requirements of National OHS General Induction Training.
Cardholder's signature
If you lose this card, contact your training provider. If you find this card, please return to: Workplace Health and Safety Queensland Reply Paid 69, BRISBANE Qld 4001.

New Queensland white cards carry the Department of Employment and Industrial Relations logo and must include:

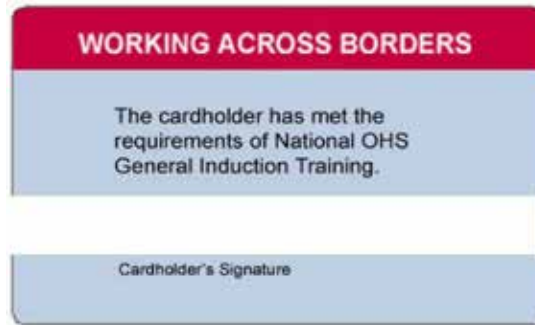
- date of issue
- card number
- RTO number
- date of birth
- name and signature of the card holder.

<b>30215QLD—Course in General Safety Induction (Construction Industry)</b>	
Cardholder's Name	
Cardholder's Signature	
Issue Date	Card No.

RTO Name	No.
Signature	
If you lose this card please contact your training provider. If you find this card please phone 1800 177 717.	
	
Issued under the Workplace Health and Safety Act 1995	

Queensland blue cards continue to be valid and recognised in Queensland, so are also recognised in Tasmania.

## South Australia





SafeWork SA white cards carry the SafeWork SA logo, are uniquely numbered, and must include:

- date of issue
- card number
- date of birth
- name and signature of the card holder.


All current SA green cards will be recognised in Tasmania. As each green card expires, holders will be required to undertake additional training to gain the current white card.

## Victoria



New Victoria WorkCover Authority cards carry the WorkSafe Victoria logo and must include:

- date of issue
- registration number
- date of birth
- name and signature of the card holder.





Old Red cards show the holder completed the previous Victorian Construction Industry Basic Induction Course, which existed before 1 July 2008. These are valid in Tasmania; they do not need to be transferred to construction induction cards.

These cards must also include:

- date of issue or completion
- name of card holder
- name of training provider that conducted the course.

## Western Australia



WorkSafe WA cards carry the WorkSafe WA logo, and must include:

- date of issue
- card number
- name and signature of the card holder.



Western Australian (CSAT) old blue cards issued by the WorkSafe Western Australia Commission for Occupational Safety and Health are also recognised by Tasmania. They are uniquely numbered and must include:

- date of issue
- name and signature of the card holder.

## For more information contact

Phone: 1300 366 322 (within Tasmania)  
(03) 6166 4600 (outside Tasmania)  
Email: [wst.licensing@justice.tas.gov.au](mailto:wst.licensing@justice.tas.gov.au)  
Web: [worksafe.tas.gov.au](http://worksafe.tas.gov.au)

GN010 Updated January 2021

