


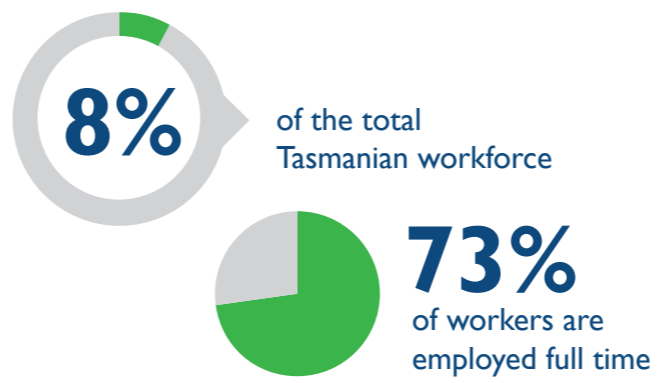
PUBLIC ADMINISTRATION AND SAFETY

INDUSTRY SNAPSHOT 2019

THE WORKFORCE

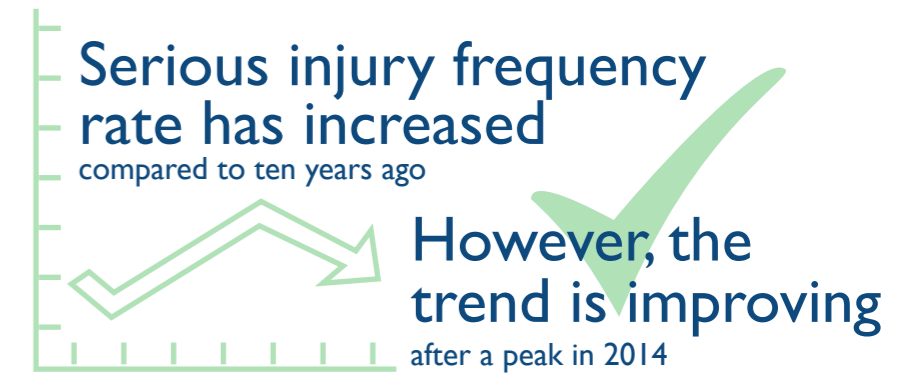
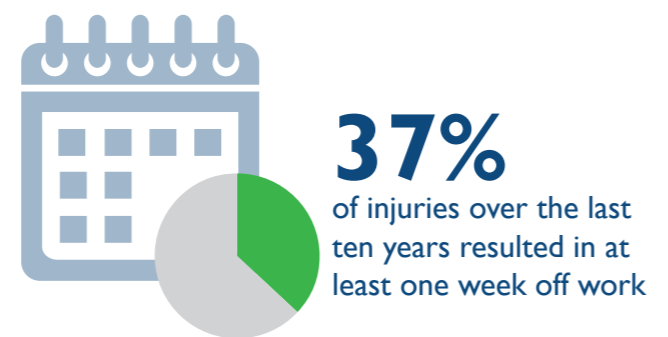
This industry covers a wide range of activities, separated into eight groups

- Government Representation
- Regulatory Services
- Defence
- State Government Administration
- Local Government Administration
- Central Government Administration
- Public Order and Safety Services
- Justice



THE INJURIES

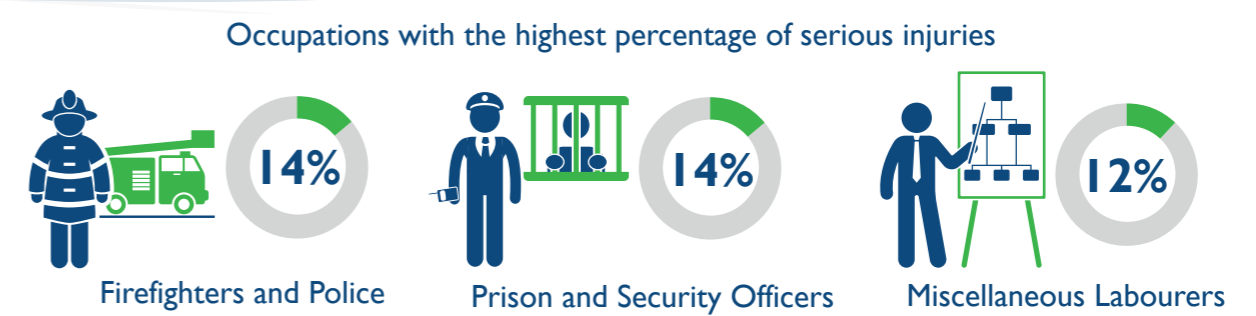
810 injuries across the industry in 2019



THE PEOPLE

55-64 year olds reported the highest serious injury frequency rate

Local Government Administration had the highest serious injury frequency rate



THE CAUSES

The most common causes of injury across the industry

- Body stressing
- Mental stress
- Being hit by moving objects
- Falls, slips and trips

ACTION AREAS

Priority conditions and causes identified in the WorkSafe Strategic Plan 2018-2023 relevant to the industry

- Musculoskeletal disorders
- Hazardous manual tasks
- Safe movement of vehicles and plant
- Mental health conditions
- Slips, trips and falls



For more information contact
 Phone: 1300 366 322 (within Tasmania)
 (03) 6166 4600 (outside Tasmania)
 Fax: (03) 6173 0206
 Email: wstinfo@justice.tas.gov.au
 Web: www.worksafe.tas.gov.au

Published June 2020
 DISCLAIMER: The information provided herein was believed correct at the time of publication. The information is made available for general information only and should not be taken as a substitute for professional advice.