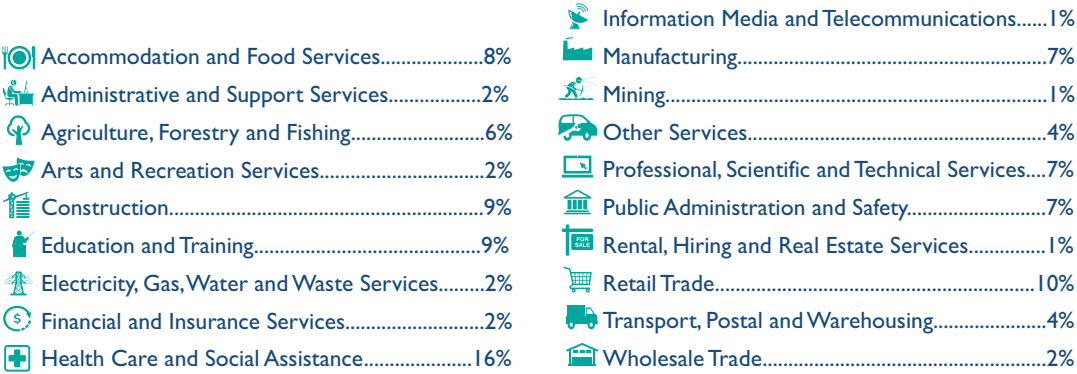


INDUSTRY PERFORMANCE

STATEWIDE SNAPSHOT 2022

The workforce

Industries divided into 19 divisions.



16% of Tasmanian workers are employed in **Health Care and Social Assistance** making it the largest employing industry in the state

Statewide hours worked have increased in recent years

Financial, Insurance Services and Mining are the industries with the largest increase in hours

Accommodation and Food Services has seen the largest decrease in hours worked

The injuries

7,021 injuries across the state in 2022

46% of injuries in 2022 resulted in at least one week off work compared to 36% ten years ago

10.2 serious injuries per million hours worked in 2022

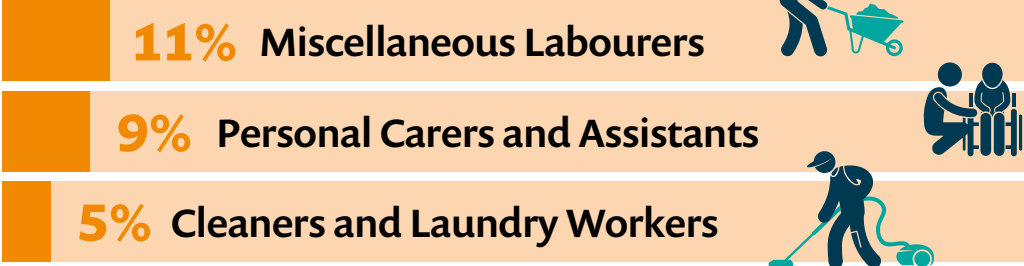
85 work related deaths in the last ten years
60 workers
25 bystanders

Serious injury frequency rate increased slightly from 9.8 to 10.2 serious injuries per million hours worked over the last ten years

The people

55–64 year olds reported the highest serious injury frequency rate of all age groups

Occupations with the highest percentage of serious injuries



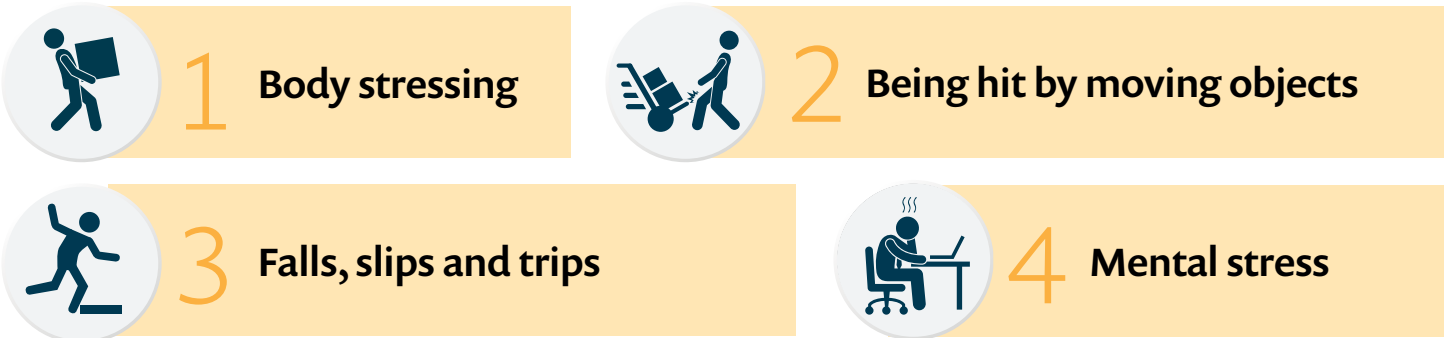
Almost 1 in 4 workers seriously injured in 2022 worked in Health Care and Assistance

Electricity, Gas, Water and Waste Services reported the biggest increase in serious injury frequency rate in ten years

Professional, Scientific and Technical Services reported the biggest decrease in serious injury frequency rate in ten years

The causes

The most common causes of injury across the state:



Action areas

Priority conditions and causes identified in the WorkSafe Strategic Plan 2018–2023:

