

# OTHER SERVICES

## INDUSTRY SNAPSHOT 2017

### THE WORKFORCE

This industry covers a wide range of activities, separated into nine groups



- Automotive Repair and Maintenance
- Machinery and Equipment Repair and Maintenance
- Other Repair and Maintenance



- Personal Care Services
- Funeral, Crematorium and Cemetery
- Other Personal Services
- Religious Services



- Civic, Professional and Other Interest Group Services
- Private Households Employing Staff


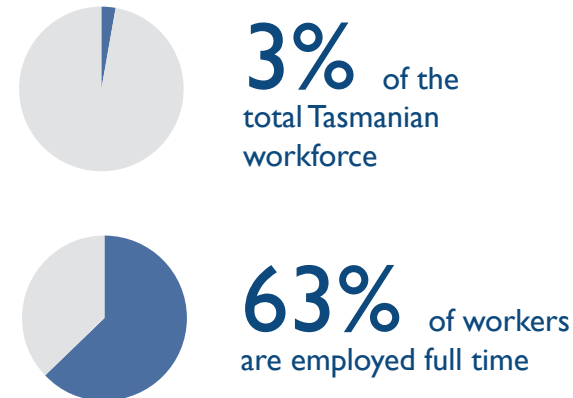












### THE INJURIES


189 injuries across the industry in 2017



6.5 serious injuries per million hours worked

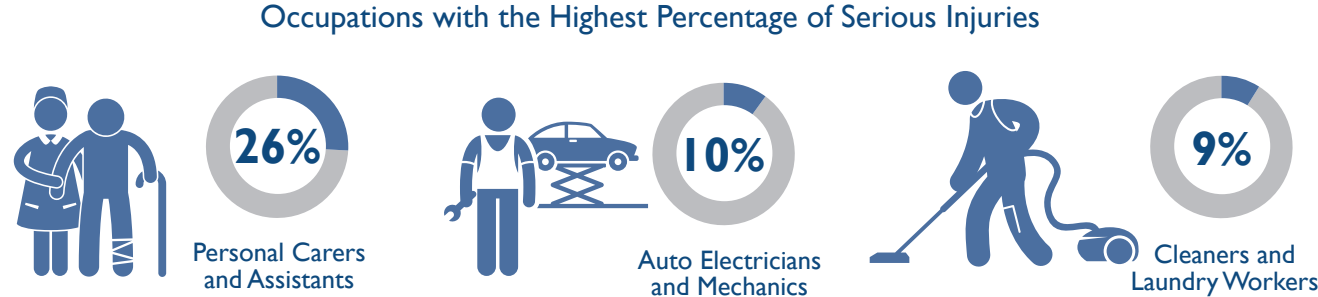
18% lower than the state average of 7.9

40% lower serious injury frequency rate from 2010 peak, slightly below 2007 levels




### THE PEOPLE

Religious Services as a group had the highest serious injury frequency rate




Workers aged 35-44 and 55-64 report a higher serious injury frequency rate than other age brackets




### THE CAUSES


The most common causes of injury across the industry




Body stressing



Falls, slips and trips



Being hit by moving objects



Mental stress

### ACTION AREAS

Priority conditions and causes identified in the WorkSafe Strategic Plan 2018-2023 relevant to the industry




Musculoskeletal disorders



Hazardous manual tasks



Slips, trips and falls



Mental health conditions



For more information contact  
Phone: 1300 366 322 (within Tasmania)  
(03) 6166 4600 (outside Tasmania)  
Fax: (03) 6173 0206  
Email: [wstinfo@justice.tas.gov.au](mailto:wstinfo@justice.tas.gov.au)  
Web: [www.worksafe.tas.gov.au](http://www.worksafe.tas.gov.au)

DISCLAIMER: The information provided herein was believed correct at the time of publication. The information is made available for general information only and should not be taken as a substitute for professional advice.