

# MINING

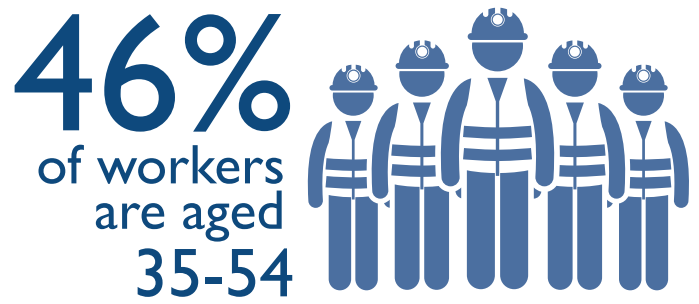
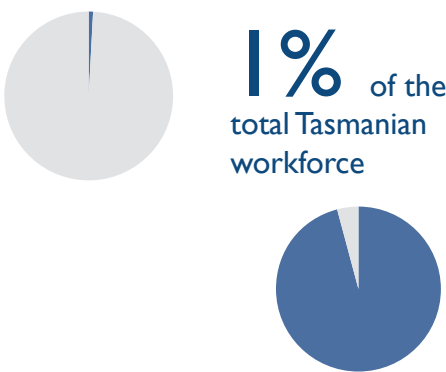
## INDUSTRY SNAPSHOT 2017

### THE WORKFORCE

This industry covers a wide range of activities, separated into seven groups

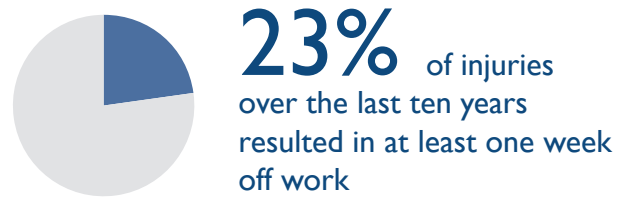


- Coal Mining
- Oil and Gas Extraction
- Metal Ore Mining
- Construction Material Mining
- Other Non-Metallic Mineral Mining and Quarrying
- Exploration
- Other Mining Support Services



### THE INJURIES

59 injuries across the industry in 2017



3 serious injuries per million hours worked

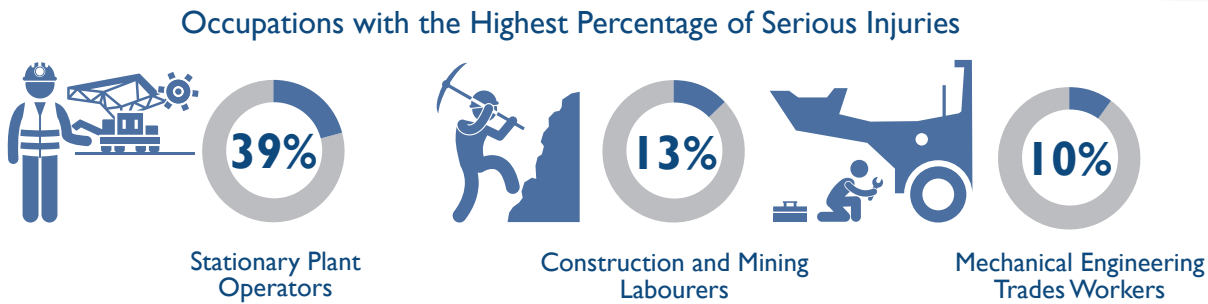
62% lower than the state average of 7.9

65% lower serious injury frequency rate in 2017 than ten years ago


INCREASINGLY LOWER THAN STATE AVERAGE

### THE PEOPLE

Workers aged 55-64 had the highest serious injury frequency rate




Construction Material Mining has the highest serious injury frequency rate




### THE CAUSES


The most common causes of injury across the industry




Body stressing



Falls, slips and trips



Being hit by moving objects



Mental stress

### ACTION AREAS

Priority conditions and causes identified in the WorkSafe Strategic Plan 2018-2023 relevant to the industry



Musculoskeletal disorders



Hazardous manual tasks



Slips, trips and falls



Safe movement of vehicles and plant



Mental health conditions



For more information contact  
Phone: 1300 366 322 (within Tasmania)  
(03) 6166 4600 (outside Tasmania)  
Fax: (03) 6173 0206  
Email: [wstinfo@justice.tas.gov.au](mailto:wstinfo@justice.tas.gov.au)  
Web: [www.worksafe.tas.gov.au](http://www.worksafe.tas.gov.au)

DISCLAIMER: The information provided herein was believed correct at the time of publication. The information is made available for general information only and should not be taken as a substitute for professional advice.