

RETAIL TRADE

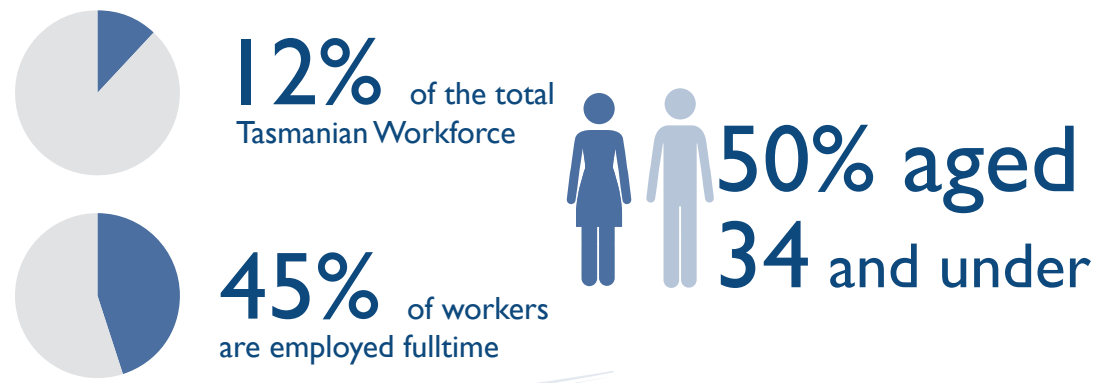
INDUSTRY SNAPSHOT 2017

THE WORKFORCE

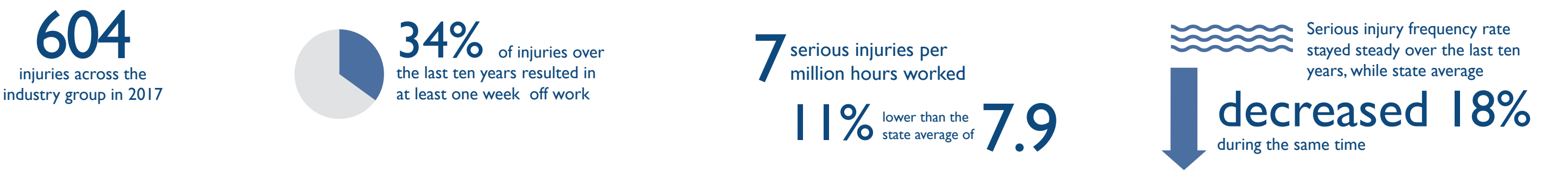
This industry covers a wide range of activities, separated into 14 groups



- Motor Vehicle Retailing
- Motor Vehicle Parts and Tyre Retailing
- Fuel Retailing
- Supermarket and Grocery Stores
- Specialised Food Retailing
- Furniture, Floor Coverings, Houseware and Textile Goods Retailing
- Electrical and Electronic Goods Retailing
- Hardware, Building and Garden Supplies Retailing
- Recreational Goods Retailing
- Clothing, Footwear and Personal Accessory Retailing
- Department Stores
- Pharmaceutical and Other Store-Based Retailing
- Non-Store Retailing
- Retail Commission-Based Buying and/or Selling



THE INJURIES



THE PEOPLE

45-54 year olds report the highest serious injury frequency rates





Motor Vehicle Parts and Tyre Retail and Non Store Retailing had the highest serious injury frequency rates despite a low number of claims





Occupations with the Highest Percentage of Serious Injuries



8%



Storepersons



45%



Sales Assistants and Salespersons

THE CAUSES

The most common causes of injury across the industry



Body stressing



Falls, slips and trips




Being hit by moving objects



Mental stress

ACTION AREAS


Priority conditions and causes identified in the WorkSafe Strategic Plan 2018-2023 relevant to the industry



Musculoskeletal disorders



Hazardous manual tasks



Slips, trips and falls



Mental health conditions