

MINING

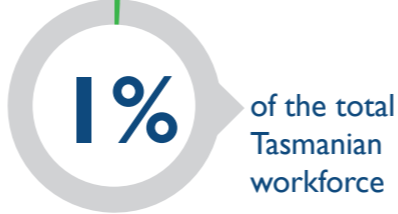
INDUSTRY SNAPSHOT 2019

THE WORKFORCE

This industry covers a wide range of activities, separated into seven groups



- Coal Mining
- Oil and Gas Extraction
- Metal Ore Mining
- Construction Material Mining
- Other Non-Metallic Mineral Mining and Quarrying
- Exploration
- Other Mining Support Services




Metal Ore Mining is the largest employing group



48% of workers are aged 45+

THE INJURIES

74 injuries across the industry in 2019



25% of injuries over the last ten years resulted in at least one week off work

4 serious injuries per million hours worked
56% lower than the state average of 9.1

52% lower serious injury frequency rate in 2019 than ten years ago
IMPROVING MORE THAN STATE AVERAGE

THE PEOPLE

Workers aged 55+ had the highest serious injury frequency rate

Metal Ore Mining reported the highest number of serious injuries

Occupations with the highest percentage of serious injuries



Construction Material Mining had the highest serious injury frequency rate


THE CAUSES

The most common causes of injury across the industry



ACTION AREAS

Priority conditions and causes identified in the WorkSafe Strategic Plan 2018-2023 relevant to the industry



For more information contact
Phone: 1300 366 322 (within Tasmania)
(03) 6166 4600 (outside Tasmania)
Fax: (03) 6173 0206
Email: wstinfo@justice.tas.gov.au
Web: www.worksafe.tas.gov.au

Published June 2020
DISCLAIMER: The information provided herein was believed correct at the time of publication. The information is made available for general information only and should not be taken as a substitute for professional advice.