

FINANCIAL AND INSURANCE SERVICES

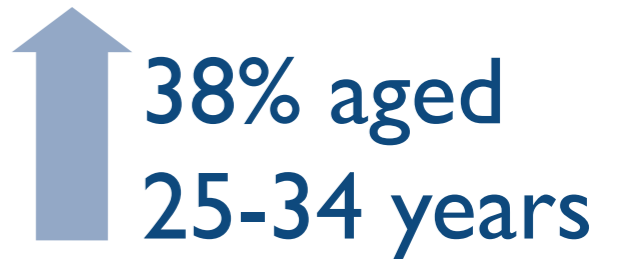
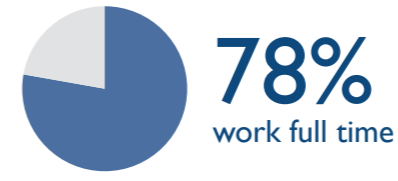
INDUSTRY SNAPSHOT 2017

THE WORKFORCE

This industry grouping covers a wide range of activities, separated into nine groups

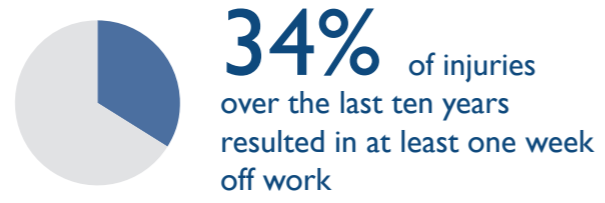


- Central Banking
- Depository Financial Intermediation
- Auxiliary Finance and Investment Services
- Health and General Insurance
- Auxiliary Insurance Services
- Superannuation Funds
- Non-Depository Financing
- Financial Asset Investing
- Life Insurance



THE INJURIES

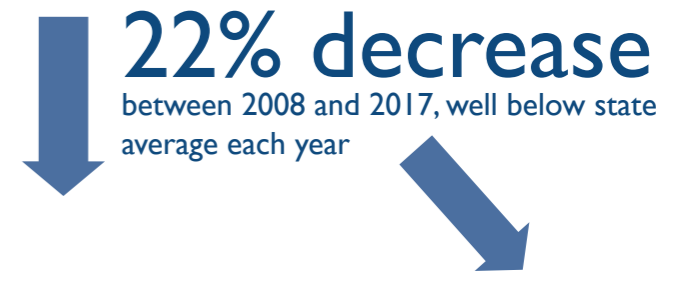
38
injuries across the industry in 2017



1.4 serious injuries per million hours worked

82% lower than the state average of

7.9



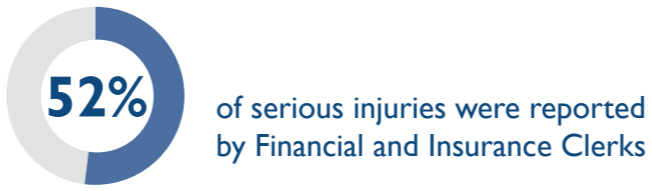
THE PEOPLE

55-64
year olds

have the highest serious injury frequency rates

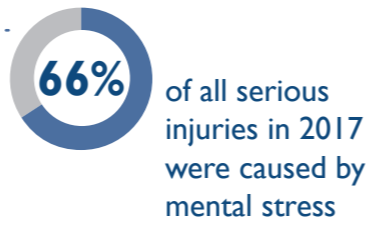
Auxiliary Insurance services have the highest serious injury frequency rate at

3 serious injuries per million hours worked



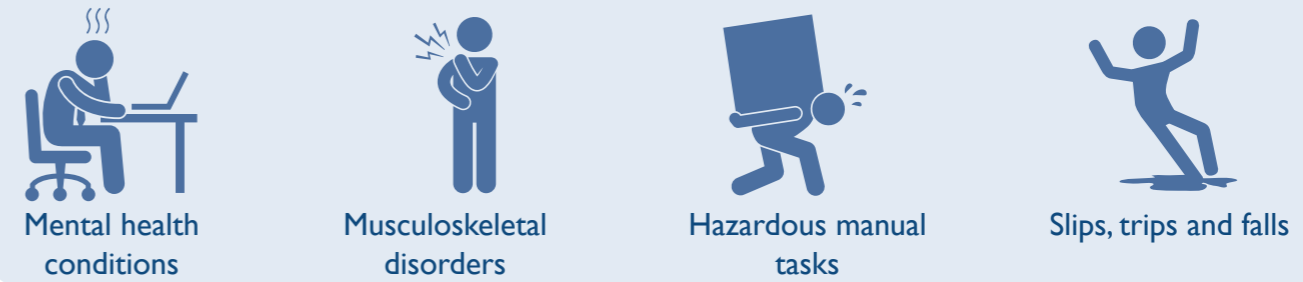
THE CAUSES

The most common causes of injury across the industry



ACTION AREAS

Priority conditions and causes identified in the WorkSafe Strategic Plan 2018-2023 relevant to the industry



For more information contact
 Phone: 1300 366 322 (within Tasmania)
 (03) 6166 4600 (outside Tasmania)
 Fax: (03) 6173 0206
 Email: wstinfo@justice.tas.gov.au
 Web: www.worksafe.tas.gov.au

DISCLAIMER: The information provided herein was believed correct at the time of publication. The information is made available for general information only and should not be taken as a substitute for professional advice.